

SDV67 U251

Datawall Projection Module

Technical Specifications

PROJECTION SYSTEM

| | |
|-----------------------|---|
| Technology | DLP™ - 1 chip DMD™ 0,7" 10° |
| DMD™ Panel Resolution | 1024 x 768 (XGA) |
| Aspect Ratio (W:H) | 4:3 |
| Rearprojector | Brightness 530 ANSI lm (100% white field @ 11000°K) |
| | Uniformity > 80% ANSI measurement |
| | Contrast Ratio > 250:1 ANSI "checkerboard" pattern |
| | > 400:1 "full on/full off" |
| | Colour no. 16,777,216 colours |

| | |
|-----------------|---|
| Lamp | Colour Temperature 8000°K - 12000°K adjustable |
| | Type UHP 120 W |
| | Average Life 6000 hours (50% survival @50% integral lm maintenance) |
| Screen Assembly | Diagonal size 67" (approx. 1702 mm) |
| | Width x Height 1364 mm x 1023 mm |
| | Frame depth 0,3 mm (overall mullion size < 0,8mm) |
| Screen Type | 2-element refractive screen: Fresnel lens + lenticular Black Bead; |
| | horizontal and vertical Viewing Angle 160°; |
| | brightness level 110cd/m2 |
| | front surface, reflectivity >94% |

Mirror

ELECTRONICS

| | |
|------------------------|--|
| Horizontal Frequency | 15KHz - 110 KHz |
| Vertical Frequency | 48 Hz - 120 Hz (55 Hz - 65 Hz frame lock mode) |
| Analog Bandwidth | 170 MHz @ -3dB for graphic signals |
| Graphic Standards | from VGA (640x480) to UXGA (1600x1200) with internal scaling |
| Video Standard | automatic recognition and decoding: PAL, NTSC, SECAM |
| Internal Magnification | internal motion-adaptive deinterlacing |
| | from 1x to 16x |

INPUT SIGNALS

| | |
|--------------------|--|
| Graphic Inputs | 1 x RGB+HV (or YPrPb) on 75 ohm BNC connectors |
| | 1 x RGB+HV on HD15 connector |
| Video Inputs | 1 x CVBS + S (in/out) on 75 ohm BNC connectors |
| | 1 x S-VIDEO (in/out) on miniDIN4 connectors |
| | ATSC HDTV is also supported on BNC or HD15 or DVI connectors |
| DVI Input / Output | Analog RGBHV (or YPrPb) + Digital RGB |
| Control Interface | Serial Interface RS232C or RS485 on DB9 in/out connectors or |
| | USB (on request) for control from a remote PC; |
| | IR remote control handset (on request) |

ELECTRICAL DATA

| | |
|------------------------|--|
| Main Power Supply | 100 Vac - 240 Vac +/- 10%; Line Frequency 48 - 62 Hz |
| Power Consumption | Max 185 W (160 Kcal/h) |
| Max Current Absorption | @ 120V: 1,5 Arms @230V: 0,8 Arms |
| | Max Inrush Current 30 A |
| Fuse | T 3.15A H 5x20mm located on the rearprojector |
| Mains Loop-through | @ 120 V: max 5 units @230V: max 10 units |

MECHANICAL DATA

| | |
|--------------------|---|
| Cabinet Dimensions | 136,4 x 127,3 x 82 cm (WxHxD) - including screen assembly |
| Net Weight | approx. 110 Kg. |

ENVIRONMENTAL DATA

| | |
|---------------------|--|
| Exhaust Air | 48 °C (@ 35°C environment) |
| Ambient Temperature | Operating from 0° to +35°C |
| | Storage and Transportation from -10°C to +55°C |
| Humidity | from 10% HR to 90% (without condensation) |
| Max Altitude | Operating 4000m |
| | Transportation 11000m |

SAFETY & REGULATORY DATA

| | |
|-----------------------|---|
| Installation Position | vertical |
| | max number of stackable units : 4 (without support structure) |
| Standards | in compliance with IEC 68-2-31, IEC68-2-32 |
| | in compliance with EN 60950 |
| | in compliance with EN 55022 |
| | in compliance with EN 55024 |

ACCESSORIES

| | |
|--------------|--------------------------------------|
| ACCBASE67 | Front support |
| Easywall 3.0 | PC based control software suite |
| RC 2000 | Remote Control Handset p/n 790010000 |



SIM2 Multimedia is certified



SDV67 U251



" The Best Image for Real Control "




SDV67 U251

KEY POINTS

- 1-chip DLP™ digital technology rear projector
- Native resolution XGA (1024x768)
- Excellent contrast ratio (400:1)
- 67" (>170 cm) diagonal size of the screen
- Aspect Ratio 4:3
- Black Bead™ "SEAMLESS" screen
- Long life lamp (6000 hrs)
- Analog graphic and video inputs
- DVI Input
- 6 mechanical adjustment for optimal picture alignment
- Slim Light Aluminium stackable cabinet (depth 82 cm)

Rear Connector Panel



The SDV67 U251, 67"- screen rearprojection module for tiled datawall application, is suitable for control rooms, briefing rooms, surveillance and visual messaging information points. The SDV67 U251 delivers unsurpassed image quality for a crystal clarity display.

IMAGE QUALITY

Based on Digital Light Processing™ technology from Texas Instruments and state-of-the-art proprietary optical engine, the SDV67 U251 has been designed to yield bright and high contrast image display, featuring high resolution, good brightness uniformity, excellent colorimetry and grey level rendering on large screens. Special design effort has resulted in noise and flicker free projection. The variety of different available analog and digital inputs allows the SDV67 U251 to be effectively used both for graphic data and video pictures display.

A high-tech "seamless" screen provide only a minimum gap in any large picture configuration for optimal videowall quality. The SDV67 U251 "seamless" screen frame, with 0,3 mm width, gives a mullion size of < 0,8 mm between adjacent modules. The non-glare Black Bead™ technology of the two-element refractive screen offers a unique combination of high vertical and horizontal light distribution up to 160°, high contrast and fine resolution. The completely black surface effectively prevent ambient light from degrading the black level in the image, while the focusing ability of the Fresnel lens ensures high brightness uniformity and sharp details.

RELIABILITY

The inherent durability of the DMD™ and the long average life of an 6,000-hour rated 120 W UHP lamp ensures low power dissipation, long lasting operation and "burn-in" effects free display at any time. The SDV67 U251 is designed to reliably work in 24h/7days facilities.

EASY INSTALLATION

The SDV67 U251 cube is delivered in single pallet packaging. Mechanical installation operations are made easy by the low net weight (approx. 110 kg). The screen is packaged separately from the cube and it is easily joined to the cube cabinet using four hooks. Mechanical adjustments for the geometrical alignment are simple and permit a perfect centering of the image in a single screen and optimal picture composition in the videowall.

Digital colour calibration capabilities allow precise colour temperature matching between modules by using Easywall user-friendly optional control software.

VERSATILE IMAGE CONTROL

For display operations, the SDV67 U251 can easily be connected to an external image controller for multiple input window managing.

Moreover, the internal image processing and resizing capabilities of SDV67 U251 can be effectively exploited in smaller applications, thanks to the number of different analog and digital input connections. Continuous monitoring and control of the videowall operating parameters during operations is achieved through a serial protocol based control software, via RS485/232 connection or, optionally, via USB port or even via LAN.

MAINTENANCE

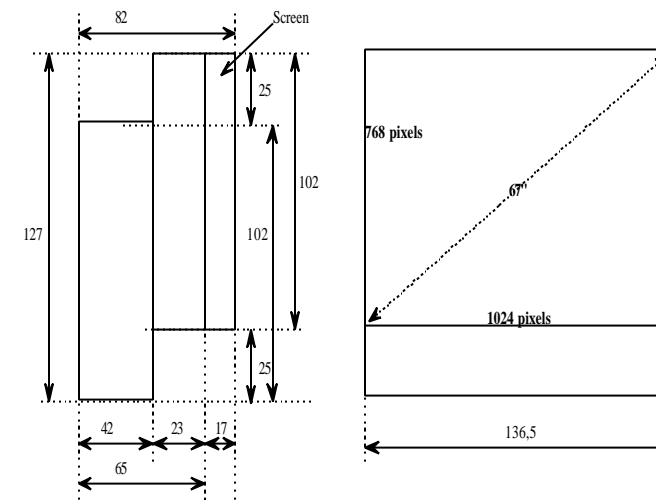
The SDV67 U251 is designed with particular attention for minimizing maintenance operations.

From the rear service panel service engineers and installation technicians can easily access the rearprojection engine, lamp, electronics optics and first surface glass mirror in a few minutes, hence keeping the maintenance downtime at minimum. Lamp replacement and dust deposit removal are the only easy routine operations required from time to time.



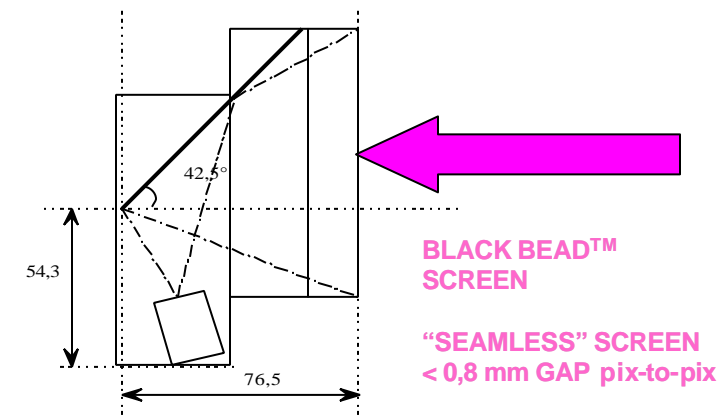
Datawall Projection Module

Mechanical Dimensions (cm)




APPLICATIONS

- Control Rooms
- Meeting Rooms
- Briefing Rooms
- Information Points
- Entertainment
- Edutainment



DLP™ Technology

A DIGITAL TECHNOLOGY Digital Light Processing™ is a new display technology based on a DMD™ (Digital Micromirror Device from Texas Instruments), which is a semiconductor integrated micro-electronic mechanical device performing a light switching function. Each of several hundred thousand of micro-mirrors is fixed on a yoke driven by a CMOS static random access memory cell (SRAM).



HOW IT WORKS

Each single mirror switches a pixel of light. In a single-chip DMD™, a color wheel is used to reproduce all the colours of the source image. The colour wheel is a RGB colour filter system rotating at different frequencies, according to the input signal frequency to reproduce up to **16,777,216** colours

IMAGE CLARITY

The digital nature of this technology is free from video noise, delivering a precise image quality, excellent gray scale rendering and unsurpassed colorimetry.

